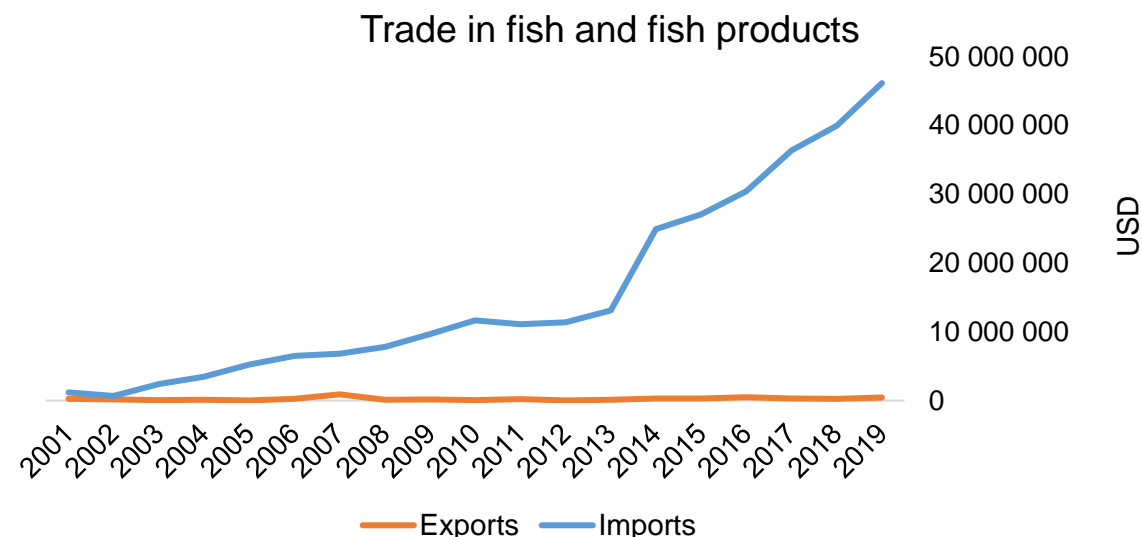




## COUNTRY BRIEF

Population	Ease of doing business rank
19 078 000	145th
Length of coastline	EEZ/EFZ
N/A	N/A
Average GDP growth	GDP per capita
6.92%	USD 879



GDP from fisheries

2.35%

Fish available for consumption

9.3 kg/capita

Imports of fish and fish products - 2019

USD 46 161 380

Agricultural GDP from fisheries

6.39%

Fisheries and aquaculture production

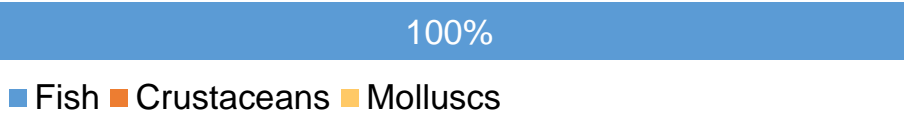
Total	116 347 tonnes
Fisheries	94%
Aquaculture	6%

Exports of fish and fish products - 2019


USD 446 500

Production and Trade Breakdown

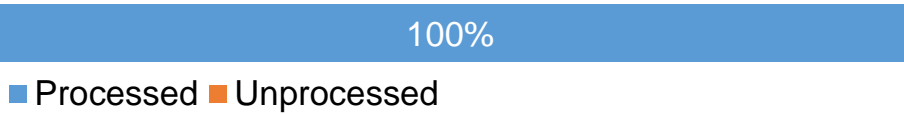
Production by volume



Imports by value



Exports by value



Production - Top 10 Species (Volume)

		Tonnes
1 <sup>st</sup>	Nile tilapia	38 578
2 <sup>nd</sup>	North African catfish	28 466
3 <sup>rd</sup>	Freshwater fishes nei	20 677
4 <sup>th</sup>	Elephantsnout fishes nei	7 655
5 <sup>th</sup>	Nile perch	6 574
6 <sup>th</sup>	Characins nei	5 461
7 <sup>th</sup>	Black catfishes nei	4 379
8 <sup>th</sup>	Upsidedown catfishes	3 287
9 <sup>th</sup>	African bonytongue	1 269
10 <sup>th</sup>		

## Imports - Top 10 Products (Value)

			USD
1 <sup>st</sup>	Flat fish	frozen; excluding fillets, livers and roes HS 0303.39	17 517 200
2 <sup>nd</sup>	Fish, other than species in 0303	frozen; excluding fillets, livers and roes HS 0303.89	9 918 610
3 <sup>rd</sup>	Jack, horse mackerel	frozen; excluding fillets, livers and roes HS 0303.55	5 410 810
4 <sup>th</sup>	Sardines, sardinella, brisling or sprats	prepared or preserved; whole or in pieces HS 1604.13	4 034 630
5 <sup>th</sup>	Pacific salmon	frozen; excluding fillets, livers and roes HS 0303.12	3 000 000
6 <sup>th</sup>	Fish, other than species in 1604	prepared or preserved; whole or in pieces HS 1604.19	1 461 330
7 <sup>th</sup>	Tilapias	frozen; excluding fillets, livers and roes HS 0303.23	1 073 280
8 <sup>th</sup>	Fish, other than species in 0303.5	frozen; excluding fillets, livers and roes HS 0303.59	790 040
9 <sup>th</sup>	Mackerel	frozen; excluding fillets, livers and roes HS 0303.54	621 230
10 <sup>th</sup>	Catfish	frozen; excluding fillets, livers and roes HS 0303.24	350 350

## Exports - Top 10 Products (Value)

			USD
1 <sup>st</sup>	Fish, other than species in 0305.4	smoked, including fillets HS 0305.49	225 840
2 <sup>nd</sup>	Fish, other than species in 0305.3	dried, salted or in brine; not smoked HS 0305.39	190 020
3 <sup>rd</sup>	Flours, meals, pellets. Unfit for human consumption	from fish or aquatic invertebrates HS 2301.20	25 220
4 <sup>th</sup>	Flours, meals, pellets	from fish, fit for human consumption HS 0305.10	2 860
5 <sup>th</sup>	Sardines, sardinella, brisling or sprats	prepared or preserved; whole or in pieces HS 1604.13	1 630
6 <sup>th</sup>	Fish fins, other edible offal	dried, smoked, salted or in brine HS 0305.79	270
7 <sup>th</sup>	Fish	fresh or chilled fillets HS 0304.49	230
8 <sup>th</sup>	Aquatic invertebrates, other than species in 03	includes derivative flours, meals, pellets HS 0308.90	220
9 <sup>th</sup>	Fish, other than species in 0304	frozen fillets HS 0304.89	120
10 <sup>th</sup>	Tunas, skipjack, bonito	prepared or preserved; whole or in pieces HS 1604.14	50

# A GLOBEFISH Product

# Information, Disclaimer

# Sources

Established in 1984, GLOBEFISH is a multi-donor funded project in the Fisheries Division of the Food and Agriculture Organization of the United Nations (FAO), responsible for providing up-to-date market and trade information on fish and fish products.

[Visit our website](#)

[Subscribe to our newsletter](#) or [email us](#)

## Recent Publications



### [Globefish Highlights](#)

Our flagship publication, focused on prices and analysis of market trends covering a variety of major commodities. Released quarterly.



### [Chinese Fish Price Report](#)

Comprehensive coverage of Chinese price trends, market information for commercially significant species, along with industry news and policy updates. Released quarterly.



### [European Price Report](#)

Market and price analysis for fish and fish products in the European market. Released monthly.



This is the second edition of the GLOBEFISH Market Profiles produced for this country, and was made at the beginning of 2022.

These profiles are based on nationally reported data or information published by international agencies. As the profile is intended to reflect the most up to date information available, reporting years may vary between sections and commodities.

The designations employed and the presentation of material in this information product do not imply the expression of any opinion whatsoever on the part of FAO concerning the legal or constitutional status of any country, territory or sea area, or the delimitation of frontiers or boundaries.

The data herein presented is compiled by FAO staff at the time of its production, "as is" and "as available", and every effort is made to ensure, but not guarantee, their timeliness, accuracy and completeness. FAO assumes no responsibility for errors and omissions in the data provided. Users are, however, kindly asked to report any errors or deficiencies in this product to FAO GLOBEFISH ([globefish@fao.org](mailto:globefish@fao.org)).

### Please note

Re-exports and re-imports are not included. The term N/A has been used to indicate that information was not found in the indicated sources. The classification of fish and fish products as either processed or unprocessed is very broad, and is intended for indicative purposes only.

### [HS codes for fish and fish products](#)

International trade codes for fish and fish products in a user friendly format.



Sources and time periods:

-Fishing and aquaculture production (2019):  
FAO's [Global Fishery and Aquaculture Production Statistics](#)

-Fish available for consumption (2017):  
FAO's [Fishery and Aquaculture Statistics 2019](#)

-Population (2019), GDP Growth (2015-2019), GDP per Capita (2019):  
IMF's [World Economic Outlook Databases](#)

-Imports, Exports and Share of Trade (2000-2019):  
FAO's [Global Fishery and Aquaculture Commodities Statistics](#)

-GDP, GDP from fisheries, GDP from agriculture (2019):  
World Bank's [World Development Indicators](#),  
OECD's [National Accounts Statistics](#) or  
UNSD's [National Accounts](#)

-Ease of doing business (2019):  
World Bank's [Ease of Doing Business](#) ranking

-Length of Coastline, Exclusive Economic Zone, Exclusive Fishing Zone (2003):  
UNEP's [Global Environment Outlook](#)

### [GLOBEFISH](#)

Explore more market information on the GLOBEFISH website



### [GLOBEFISH on ISSUU](#)

Read GLOBEFISH publications on ISSUU

